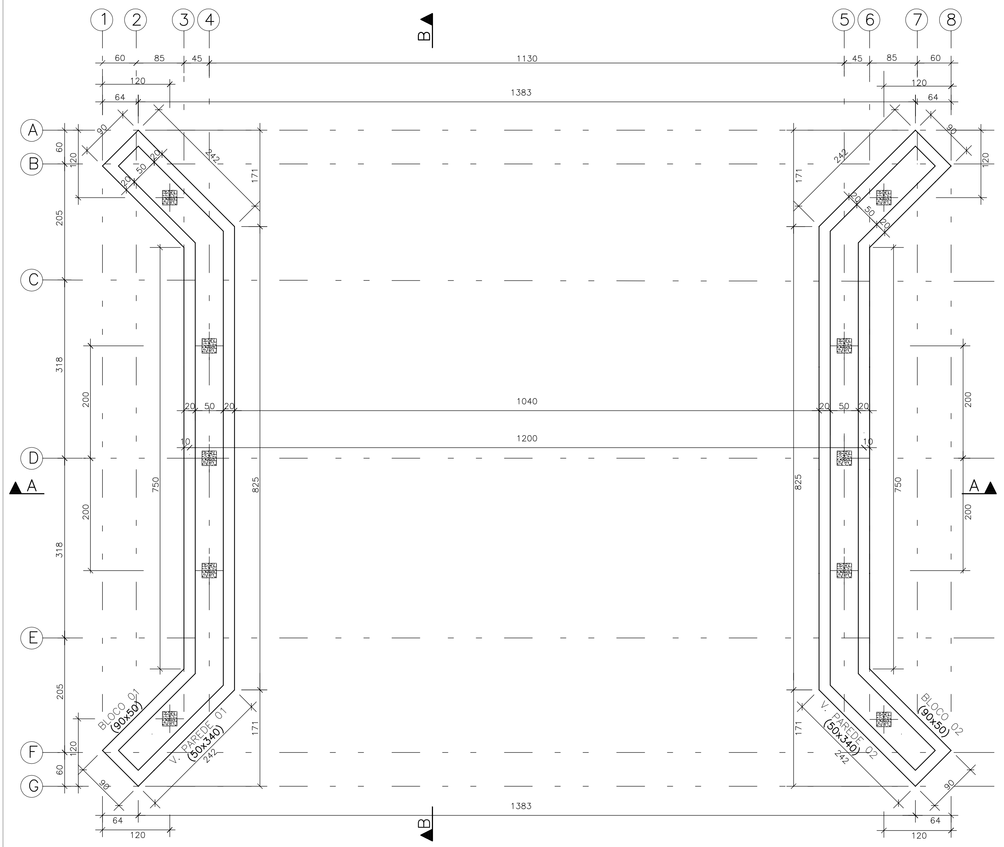

FORMA DA FUNDAÇÃO (SECÃO 7,5x12,00)



Corte A–A

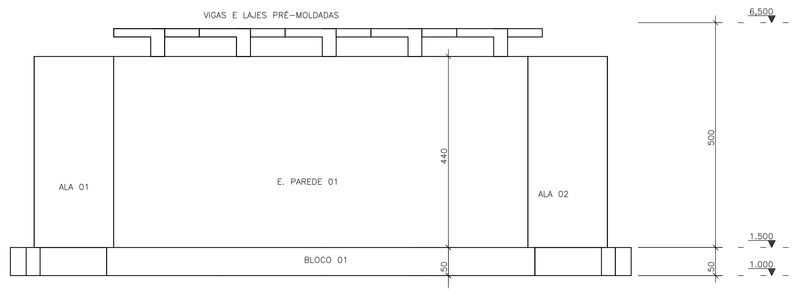

Corte B–B

ACO	POS	BIT (mm)	QUANT	COMPRIMENTO UNIT (cm)	COMPRIMENTO TOTAL (cm)
BLOCO 01					
50A	1	12.5	6	1310	7860
50A	2	12.5	6	1280	7680
50A	3	8	80	272	21760
BLOCO 02					
50A	1	12.5	6	1310	7860
50A	2	12.5	6	1280	7680
50A	3	8	80	272	21760
V. PAREDE 01					
50A	1	16	4	1415	5660
50A	2	16	4	1225	4900
50A	3	8	36	1244	44784
50A	4	10	74	976	72224
V. PAREDE 02					
50A	1	16	4	1415	5660
50A	2	16	4	1225	4900
50A	3	8	36	1244	44784
50A	4	10	74	976	72224

RESUMO ACO CA 50-60				
ACO	BIT (mm)	COMPR (m)	PESO (kg)	PESO (kg+10%)
50A	8	1331	533	587
50A	10	1445	869	1085
50A	12.5	311	311	343
50A	16	212	335	369
Peso Total		50A =	2.384 kg	

		Eixo	Faces
Volume de concreto de VIGAS	(m3)	63,52	61,84
Taxa de armadura	(kg/m3)	37,5	38,6

BLOCO 01 90X50

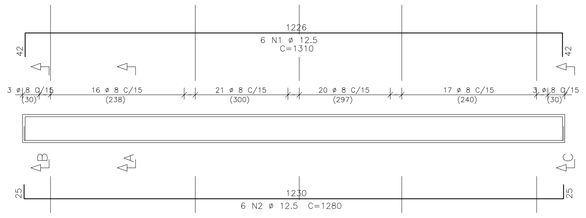

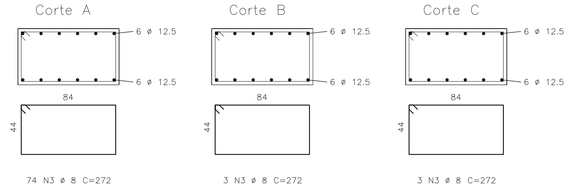

BLOCO 02 90X50

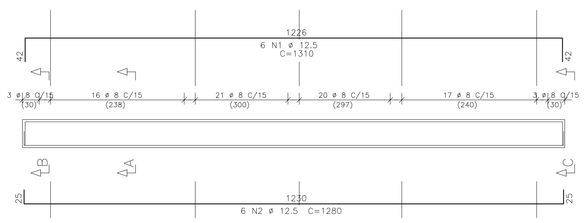

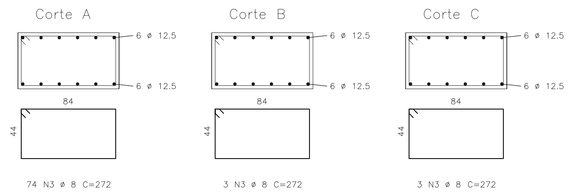

E PAREDE 01 50X440

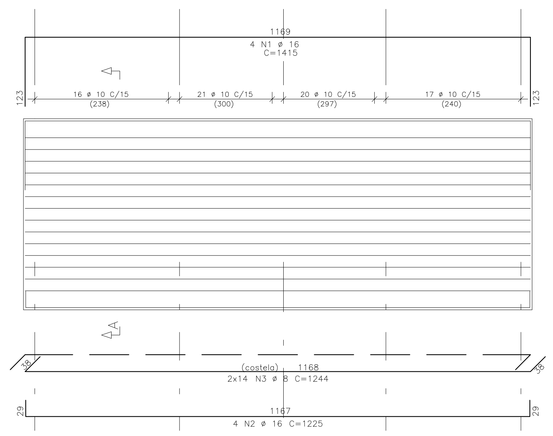

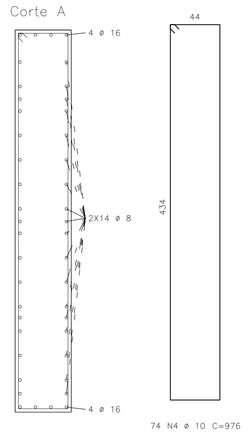

E. PAREDE 02 50X440

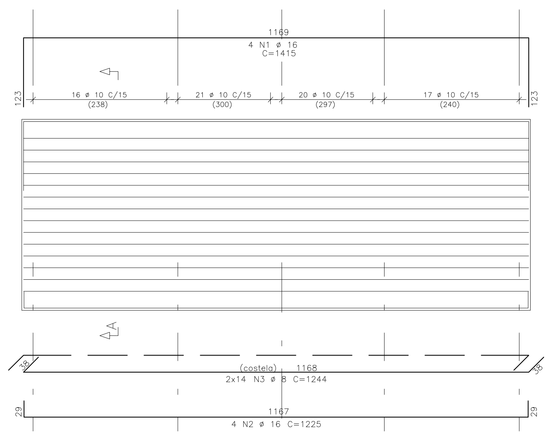

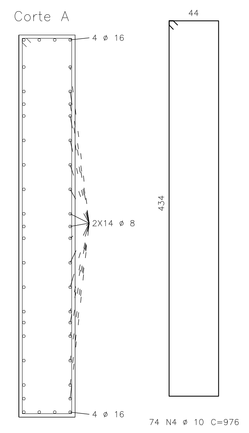

– fator a/c = .6 0,60. Levar em consideraçao a umidade do areia.
– cimento a ser empregado deve ser CP-32 ou CP-40
– modulo de elasticidade minimo no ciclo de deformo E > 25000 MPa
– recobrimento em vigas lajes e pilares = 2,0cm
– recobrimento em blocos e baldrames = 3,0cm

* ESSES RECOBRIMENTOS DEVERÃO SER GARANTIDOS COM O USO DE ESPACADORES OU PASTILHAS

REV.	DESCRIÇÃO	RESP.	DATA
00	EMISSÃO		08/03/2017

PREF. MUN.DE NOVA TRENTO

CLIENTE: Pref. Mun. de Nova Trento

OBRA: Encontro em CA Ponte José Tridapalli (7,50X12,00)
Rua Felipe Schmidt

TITULO: DETALHAMENTO DE FORMAS/CORTES A-A/B-B
DETALHAMENTO DE BLOCOS E PAREDES
BLOCO 01 / BLOCO 02 / E. PAREDE 01 / E. PAREDE 02

FCK: Kgf/cm2	ESCALA:	DESENHO	ENG. RESP.	OBRA Nº	DESENHO Nº
300	1:50				C01

* ESTE DOCUMENTO É DE PROPRIEDADE DA PREFEITURA MUNICIPAL DE NOVA TRENTO. E NÃO PODERÁ NOS TERMOS E SOB PENA DA LEGISLAÇÃO EM VIGOR, SER COPIADO, REPRODUZIDO OU DIVULGADO TOTAL OU PARCIALMENTE, SEM PRÉVIA AUTORIZAÇÃO POR ESCRITO DESTA EMPRESA. *